

MOTORLIFT SYSTEMS



1 MOTOR – 2 GUIDE RAILS



1 MOTOR – 4 GUIDE RAILS



2 MOTOR – 4 GUIDE RAILS

Performance

COMPLETE, COST-EFFICIENT and **COMPACT** Motorlift systems for weights up to 50 kg. Comes with a simple installation and high lifting speed, with a very low noise level that allows application in noise sensitive areas.

Supplied with an overall height of between 1100 mm and 1293.5 mm, together with a total travel range of up to 1100 mm. With an **Anti-pinch** system built into the system, this Motorlift is also very safe.

Scan to view operation video



MOTORLIFT SYSTEM ONE MOTOR – DUAL GUIDED

Article number:
MI-MOT2-XXXX-01



Technical Data

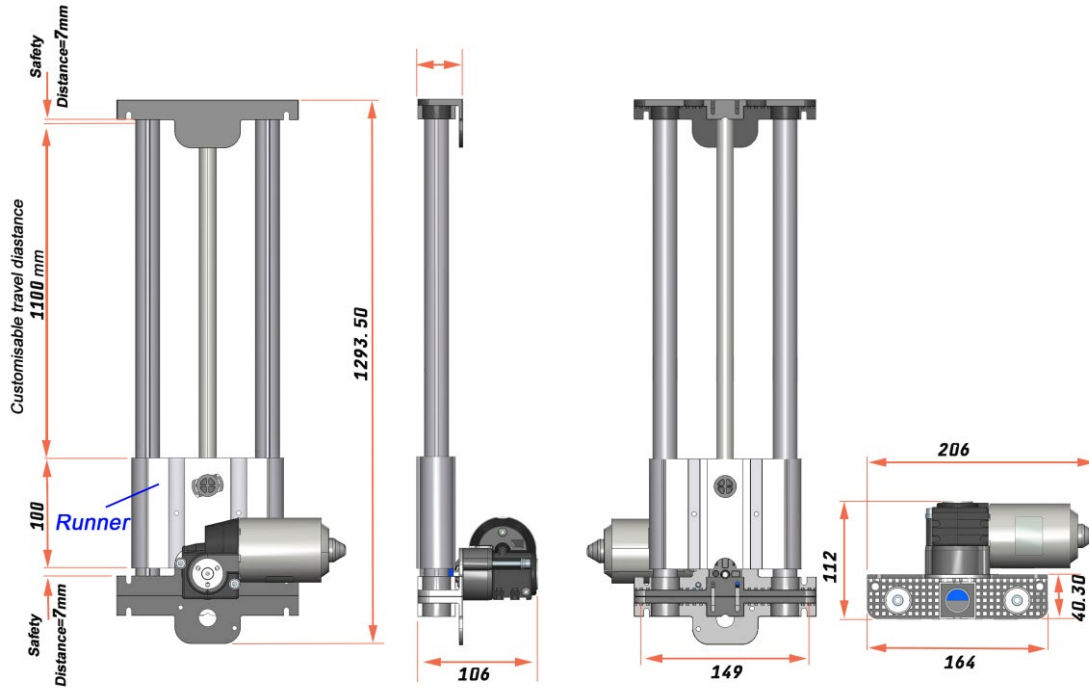
Dimensions (LxWxH)	Motorlift	1293.5 Maximum (Customisable) x 206 x 122 (mm)
	Controller	103 x 67 x 32 (mm)
	Power Supply	211 x 99 x 50 (mm)
Cable Length	Motorlift	1,9 m
	Controller	3,0 m
	Power Supply	1,0 m AC Input Cable / 2,0 m DC Output Cable
Number of Guide Rails	2	
Number of Motors	1	
Power Supply Rating	100 – 240 VAC, 50 – 60 Hz, 150 W	
Maximum Travel Range	1100 mm (Customised Travel Range + 193.5 mm = Overall Height)	
Maximum Load	20 kg	
Maximum Movement Speed	90 mm/s	

Features

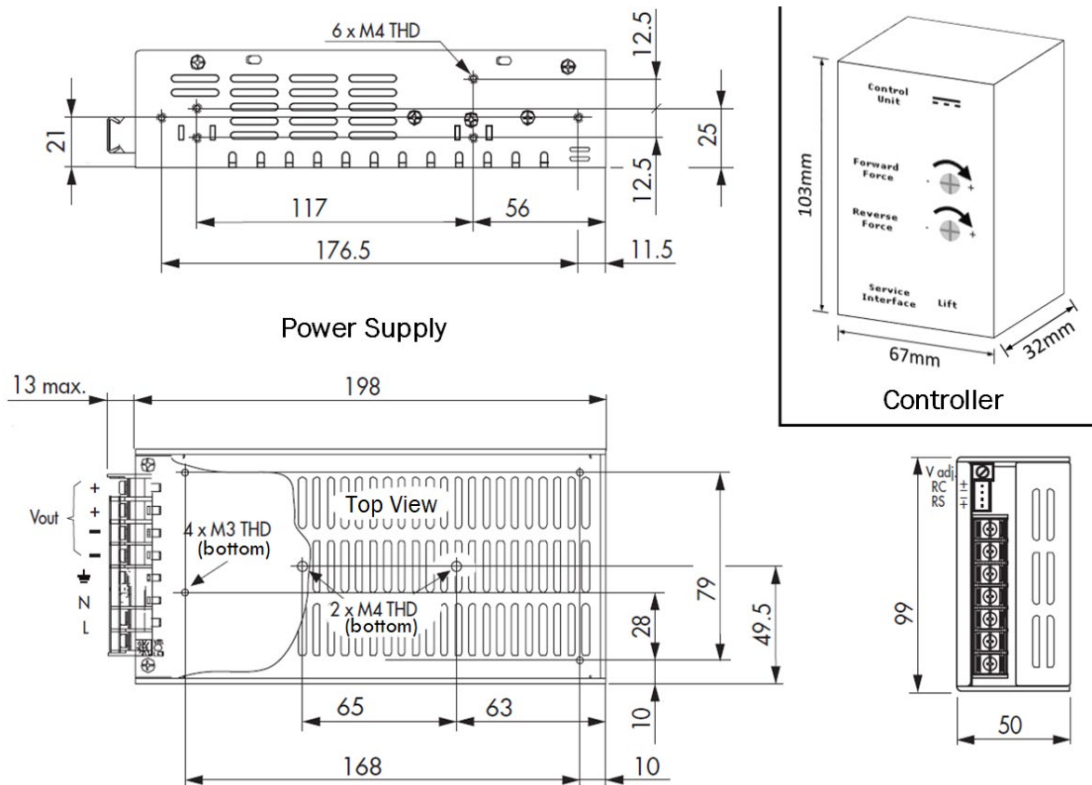
Anti-Pinch Safety System	YES (Built-in)
Customisable Travel Range and Height	YES
Overload / Overvoltage Protection	YES
Safety Isolation	YES
Worldwide Power Standards	YES
Certifications	TÜV/GS, EN/EC, CE, CB, UL, FCC, CSA, ROHS

Dimensions - Motorlift

Scan to view installation video



Dimensions – Power Supply and Controller



MOTORLIFT SYSTEM ONE MOTOR – QUAD GUIDED

Article number:
MI-MOT4-XXXX-01



Technical Data

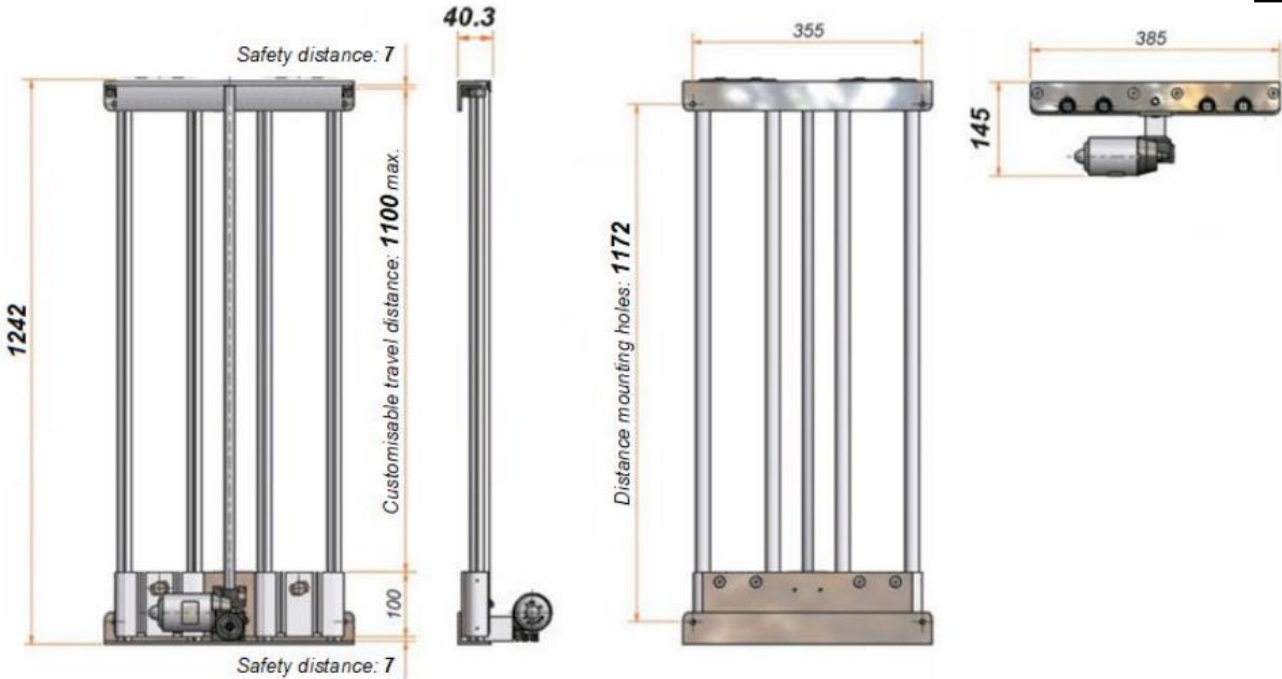
Dimensions (LxWxH)	Motorlift	1242 Maximum (Customisable) x 385 x 145 (mm)
	Controller	103 x 67 x 32 (mm)
	Power Supply	211 x 99 x 50 (mm)
Cable Length	Motorlift	1,9 m
	Controller	3,0 m
	Power Supply	1,0 m AC Input Cable / 2,0 m DC Output Cable
Number of Guide Rails	4	
Number of Motors	1	
Power Supply Rating	100 – 240 VAC, 50 – 60 Hz, 150 W	
Maximum Travel Range	1100 mm (Customised Travel Range + 142 mm = Overall Height)	
Maximum Load	25 kg	
Maximum Movement Speed	90 mm/s	

Features

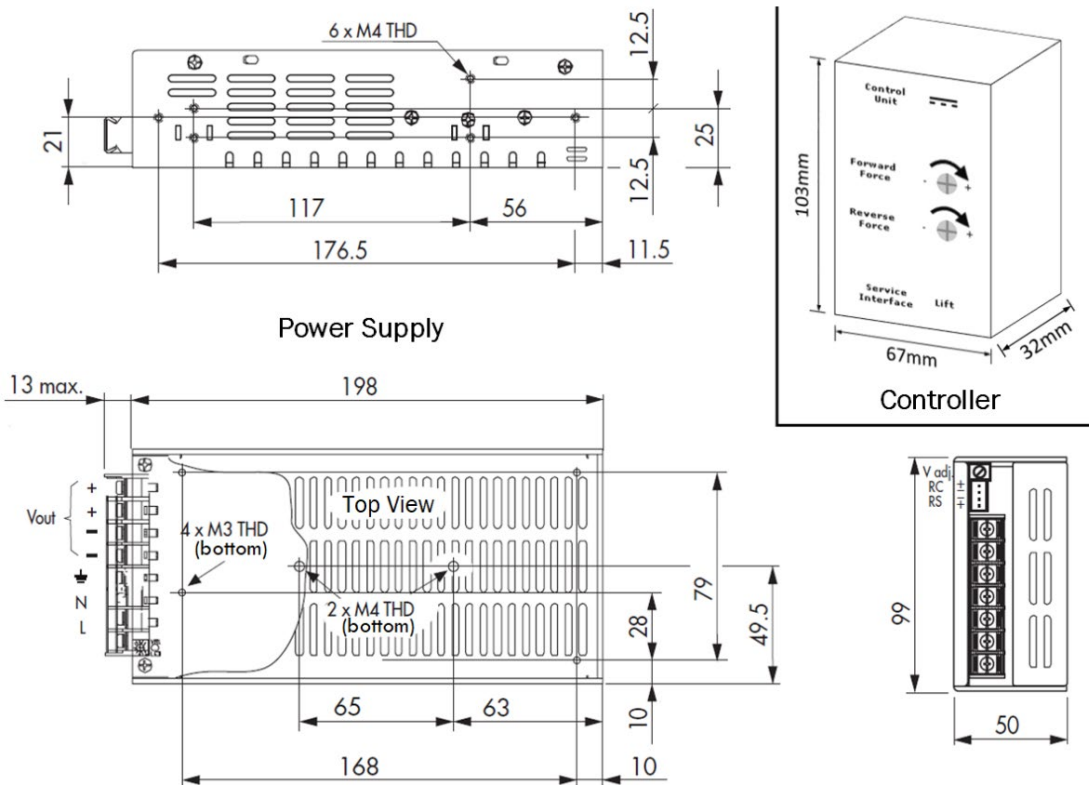
Anti-Pinch Safety System	YES (Built-in)
Customisable Travel Range and Height	YES
Overload / Overvoltage Protection	YES
Safety Isolation	YES
Worldwide Power Standards	YES
Certifications	TÜV/GS, EN/EC, CE, CB, UL, FCC, CSA, ROHS

Dimensions - Motorlift

Scan to view installation video



Dimensions - Power Supply and Controller



MOTORLIFT SYSTEM TWO MOTOR – QUAD GUIDED

Article number:
MI-MOT4-XXXX-02



Technical Data

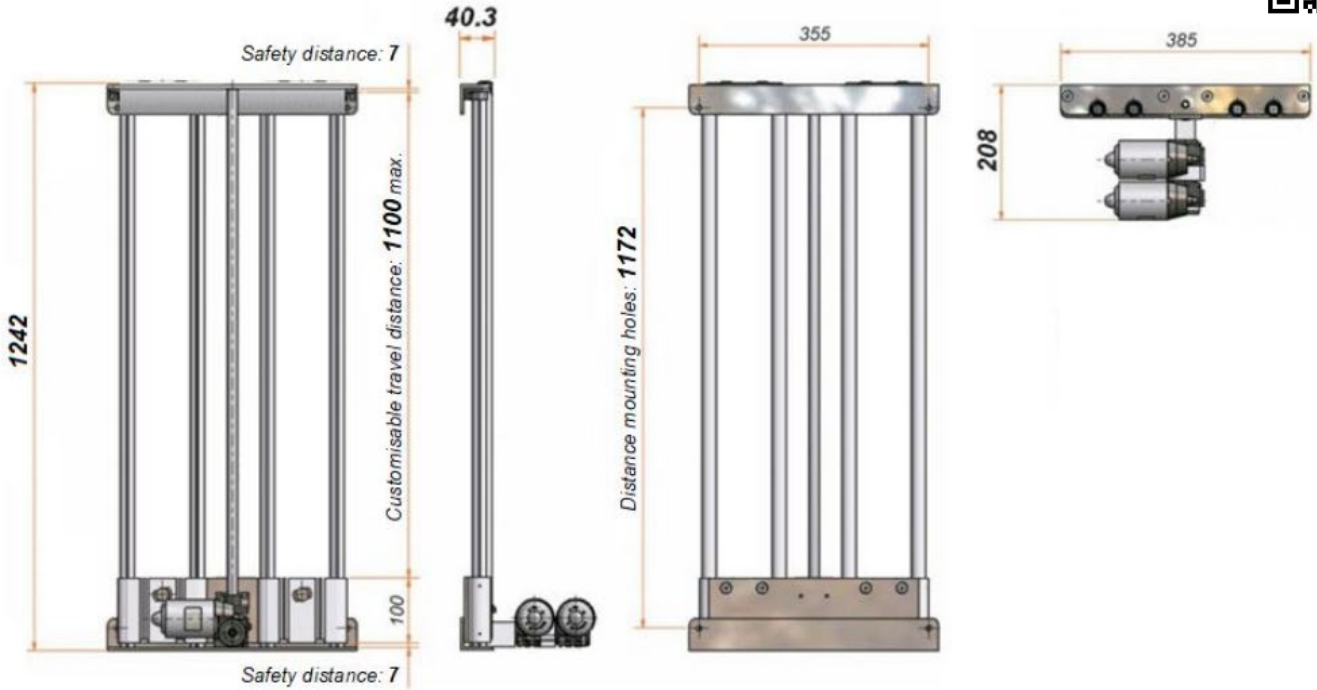
Dimensions (LxWxH)	Motorlift	1242 Maximum (Customisable) x 385 x 208 (mm)
	Controller	103 x 67 x 32 (mm)
	Power Supply	211 x 99 x 50 (mm)
Cable Length	Motorlift	1,9 m
	Controller	3,0 m
	Power Supply	1,0 m AC Input Cable / 2,0 m DC Output Cable
Number of Guide Rails	4	
Number of Motors	2	
Power Supply Rating	100 – 240 VAC, 50 – 60 Hz, 150 W	
Maximum Travel Range	1100 mm (Customised Travel Range + 142 mm = Overall Height)	
Maximum Load	50 kg	
Maximum Movement Speed	90 mm/s	

Features

Anti-Pinch Safety System	YES (Built-in)
Customisable Travel Range and Height	YES
Overload / Overvoltage Protection	YES
Safety Isolation	YES
Worldwide Power Standards	YES
Certifications	TÜV/GS, EN/EC, CE, CB, UL, FCC, CSA, ROHS

Dimensions - Motorlift

Scan to view installation video



Dimensions - Power Supply and Controller

